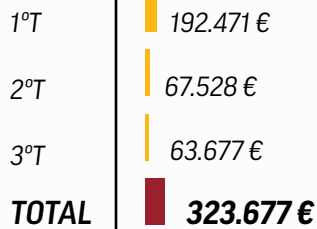


Recaudación por tasa fiscal sobre el juego en Murcia



Año 2018 (tres primeros trimestres)

CASINOS

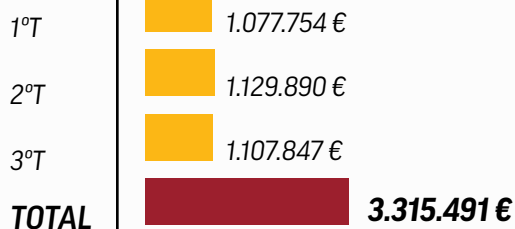


TOTAL 2017: 570.388 €

Media trimestral 2017: 142.597 €
Media trimestral 2018: 107.892 € ↓ (-24,34%)



BINGOS

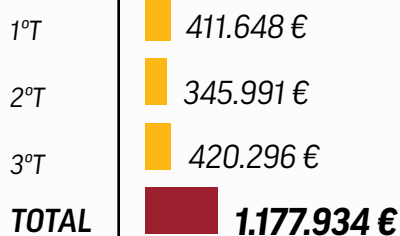


TOTAL 2017: 4.596.620 €

Media trimestral 2017: 1.149.155 €
Media trimestral 2018: 1.105.136 € ↓ (-3,83%)




APUESTAS



TOTAL 2017: 1.463.483 €

Media trimestral 2017: 365.870 €
Media trimestral 2018: 392.644 € ↑ (7,32%)



MÁQUINAS B y C



TOTAL 2017: 24.741.983 €

Media trimestral 2017: 6.185.495 €
Media trimestral 2018: 6.128.750 € ↓ (-0,92%)



RECAUDACIÓN TOTAL

2017

31.372.474 €

Media total trimestral: 7.843.118 €

2018 (3 trimestres)

23.203.352 €

Media total trimestral: 7.734.450 € ↓ (-1,39%)